

CHILDREN'S LITURGY LESSON PLAN

LITURGICAL DATE: Year C Christ The King

THEME: Crowns

Grab the children's bible and/or lectionary and battery operated candle from the room and take it with you when Father calls us the children to gather in front of the altar.

- Ask children to help carry the bible and light on the walk to Liturgy room.
1. Greet the children, asking them their names. Introduce yourself and your helper if you have one. Place candle and materials on the table. Do a head count and write the numbers on the sheet on the wall.
 2. **Sing the Opening Prayer Song:** Following the tune of 'Twinkle, Twinkle Little Star' (there is chart paper on the wall)

"Hello, Hello how are you?
We have many things to do.
Read some stories, dance and play,
Learn about our God today.
God our Father, we ask you,
Bless us in the things we do."

3. Read the gospel:

"A reading from the Gospel of Luke 23:35-43". Have the children model you making the sign of the cross on their foreheads (" to keep Jesus on our minds"), their lips ("to keep Jesus in our words") and their chest (" to keep Jesus in our hearts"). The gospel is in the lectionary and also in this packet. There are a few questions you and the kids can discuss (3-5 mins is a great goal).

4. **Intercessions:** Give each child a prayer rock (on window ledge). Ask the children to close their eyes and bring quiet to their hearts as they rub the rock. When the children are ready, see if a few of the children have an intention they would like to pray for.

After a few individual intercessions, read our group general intercessions and allow the children to respond (R) Lord hear our prayer:

We pray for our church. R We pray for Pope Francis R

We pray for our families R

We pray for all Holy People R

The children can take a moment to whisper a private prayer while holding the rock.

As a group say "Lord hear our prayers" and respond with singing "Ever Loving God (spread out left arm), Faithful God (spread right arm out), Hear the prayers of your people.

5. Activity: decorating a crown

6. Closing Prayer: Say this prayer with the children (on chart paper) – "Jesus lay your hand on me; Bless me and take care of me. Amen". End with the sign of the cross, "In the name of the Father, the Son, and the Holy Spirit".

Ask the children to collect their craft and line up at the door. There is a rubber stamp and inkpad in the supply area if you wish to distribute. **Remind children that mass is still happening and many are praying, it's important they quietly return to their parents. We have a new bulletin board hanging on a brick column opposite the entrance to the church. Feel free to direct kids to hang up their work for display.**

Thank You for volunteering today and making a positive impact on our parish!

Gospel Reading Luke 23: 35-43

The people stood watching, and the rulers even sneered at him. They said, "He saved others; let him save himself if he is God's Messiah, the Chosen One."

The soldiers also came up and mocked him. They offered him wine and said, "If you are the king of the Jews, save yourself." There was a written notice above him, which read: this is the king of the Jews.

One of the criminals who hung there hurled insults at him: "Aren't you the Messiah? Save yourself and us!"

But the other criminal rebuked him. "Don't you fear God," he said, "since you are under the same sentence? We are punished justly, for we are getting what our deeds deserve. But this man has done nothing wrong."

Then he said, "Jesus, remember me when you come into your kingdom. Jesus answered him, "Truly I tell you, today you will be with me in paradise."

The Gospel of the Lord.

Questions for discussion:

Q: What do you know about Kings and Queens? { They rule over people or places/ they wear crowns/ they are rich}

Q: In this gospel the people were making fun of Jesus and telling him to save himself, any idea why he did not save himself and jump down off the cross? {He knew it was part of God's plan for him to be crucified}

Q: Does Jesus act like a King? { He doesn't rule over people but rather came to share God's word, he is often seen wearing a crown of thorns, he is rich but not in money but wisdom, obedience and love}

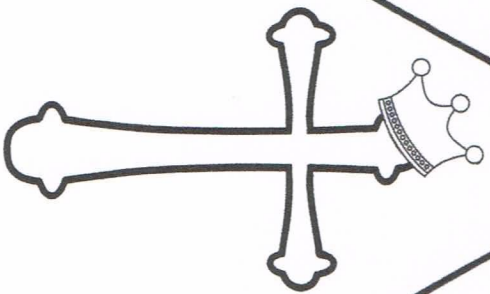
Q: The people who do not recognize Jesus as King treat him cruelly. Only one person recognized Jesus as the son of God. He asks Jesus to remember him and how does Jesus respond? {He says, you will be with me paradise}

Catechists:

God wants us in heaven but in order to be there we have to know him, recognize him as our King and then obey God's laws. When we believe in him and know his words are true, we honor him as our King.

Today, we are going to decorate crowns. This will help us remember that he is King over (hold up crown sheet and read off each person, each family, each community, each nation and the whole universe). This is a big job! We can help though, by living our life to make him proud and share his love with everyone else we meet.

The kids can decorate each crown and color and if there is time, glue the pictures onto each circle. The crowns are hole punched and there are pipe cleaners available if the children want to wear the crowns.



Christ the King of

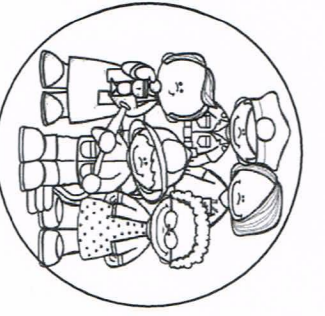
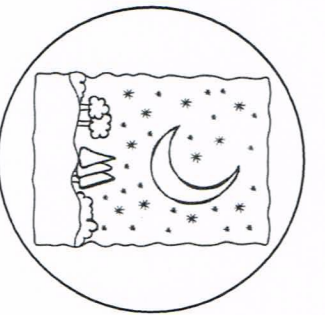


each
person

each
family

each
community

each
nation

the
whole
universe



1. Cut out each circle
2. Cut out the crown
3. Match the picture in the circle to the words on the crown
4. Glue them on, or just glue the top of them to create a flap so you can still see the words
5. Color and decorate
6. Hole punch the small circles on the side of the crown and tie elastic or yarn through to make a wearable crown.